

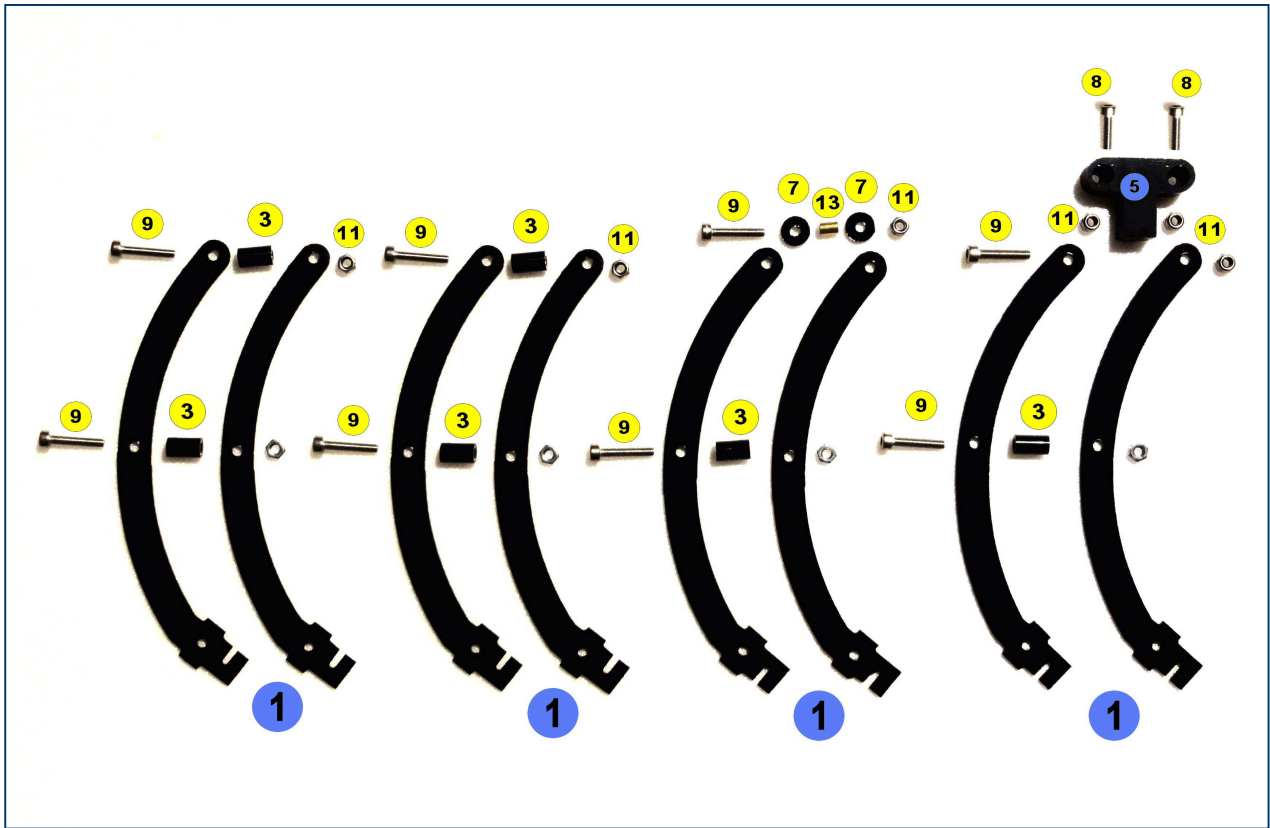


Cage de protection / Crash cage



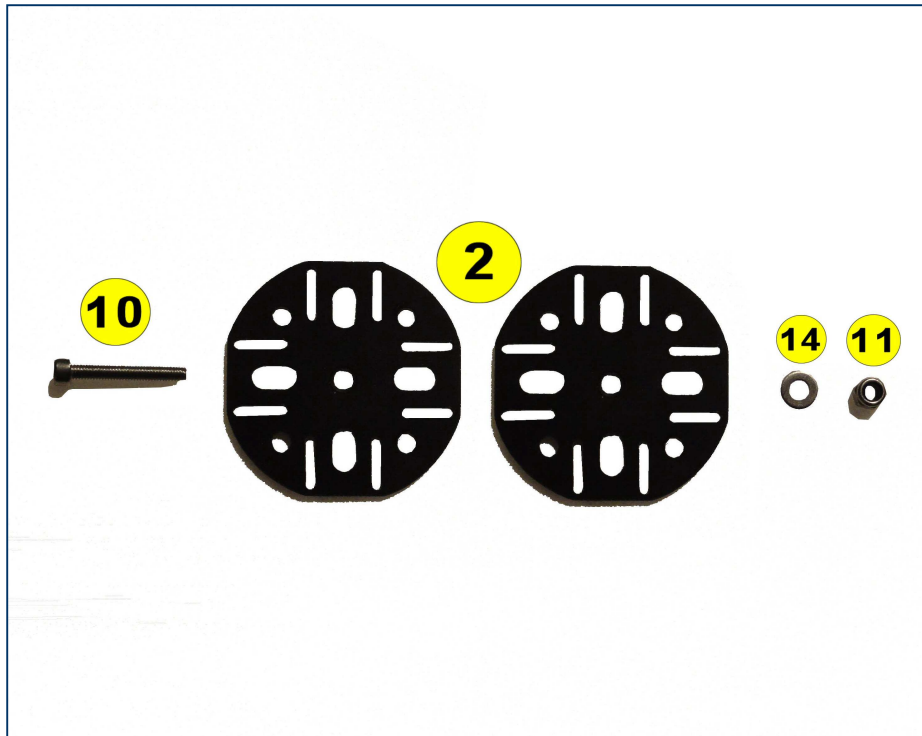
CONTENU DU KIT / KIT CONTENTS			
N° Pièce / Part #	Désignation / Item	Matériau / Material, dimensions	Quantité / Quantity
1	Arceaux / Cage arch	Composite	8
2	Moyeu central / Central hub	44 mm	2
3	Entretoise / Spacer	Polyacétal 3,2x10	2
4	Entretoise + Clip / Spacer + Clip	Polyacétal	2
5	Articulation / Articulation	Polyacétal	1
6	Support latéral / Lateral bracket	Composite + polyacetal	2
7	Rondelle / Washer	Composite 1,5 mm	2
8	Vis Tête Hexagonale / Socket head bolt	Inox 10 x 3	4
9	Vis Tête Hexagonale / Socket head bolt	Inox 15 x 3	8
10	Vis Tête Hexagonale / Socket head bolt	Inox 20 x 3	1
11	Ecrou Nylstop / Hex locknuts	M3	9
12	Ecrou Hex / Hex locknuts	M3	4
13	Tube laiton / Brass tube	3,2 x 4 x 5	1
14	Rondelle / Washer	inox 3 x 7	1
15	Moyeu central / Central hub	58 mm	2
16	Entretoise / Spacer	Composite	4

ASSEMBLAGE DES ARCEAUX / CAGE ARCH ASSEMBLY







ASSEMBLAGE DU MOYEU / HUB ASSEMBLY







ASSEMBLAGE DU MOYEU / HUB ASSEMBLY

Pour PLATEAU CENTRAL V 2 / FOR CENTERPLATE V 2



MONTAGE SUR PLATEAU CENTRAL / CENTERPLATE MOUNTING





Fixer les pièces N°6 avec les vis des entretoises fixes du châssis.

Attach parts N°6 with screws of fix spacers.

